



OPTIMUM
UNDERFLOOR HEATING
Unit 2, 23 Lotland Street, Inverness IV1 1ST

Tel: (01463) 222800 Mob: 07795 274077
E-mail: info@optimumunderfloor.co.uk

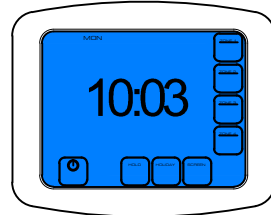
**INTELLIGENT TOUCHSCREEN CONTROL
PLANT & WIRING LAYOUT - BOILER
(V4-UFH, DHW & RAD)
TOUCH, TOUCH DUO & TM4-TS**

IMPORTANT NOTES:

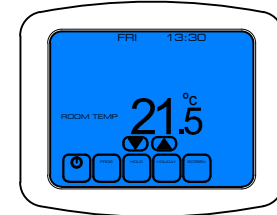
1. ALL CABLES ARE SHOWN WITH THE NECESSARY LIVE, NEUTRAL & SWITCHED LIVE CORES, WITH THE EARTH CORE OMITTED. ALL THESE CABLES ARE TO BE MAINS RATED 1.5mm² CABLES.
2. ALL PIPE SIZING MUST BE CALCULATED IN ACCORDANCE WITH THE REQUIRED FLOW RATES AND LOADING OF THE SYSTEM.
3. ALL WORK CARRIED OUT MUST BY QUALIFIED ENGINEERS AND IN ACCORDANCE WITH CURRENT REGULATIONS.
4. ALL CONNECTIONS AT THE BOILER MUST BE MADE IN ACCORDANCE WITH THE MANUFACTURERS INSTRUCTIONS.

IF YOU HAVE ANY QUERIES REGARDING THE INSTALLATION,
PLEASE DO NOT HESITATE TO CONTACT OUR OFFICE.

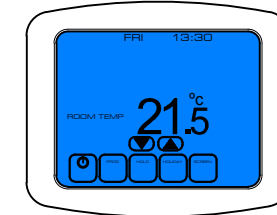
TM4-TS
4-CHANNEL
PROGRAMMER



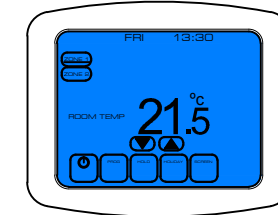
TOUCH
1-ZONE TOUCHSCREEN
THERMOSTAT



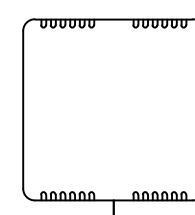
TOUCH
1-ZONE TOUCHSCREEN
THERMOSTAT



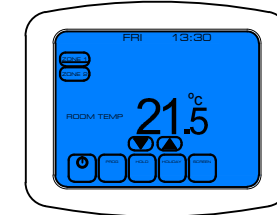
TOUCH
1-ZONE TOUCHSCREEN
THERMOSTAT
WITH REMOTE PROBE



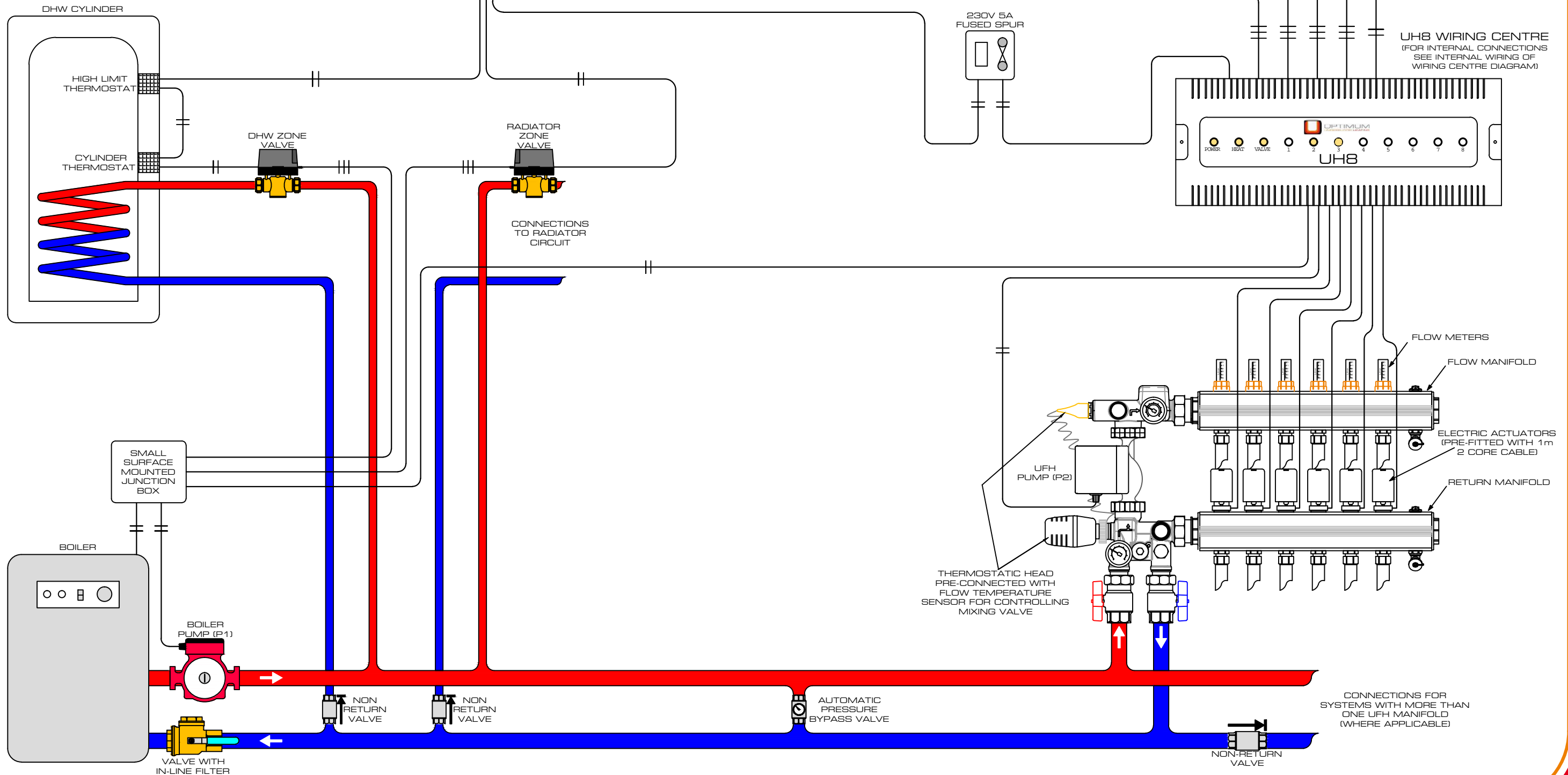
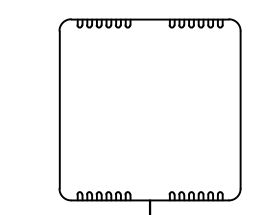
REMOTE PROBE
HOUSED IN A SENSOR-ZONE
BOX FOR WET
ROOM AREA



TOUCH DUO
1-ZONE TOUCHSCREEN
THERMOSTAT
WITH REMOTE PROBE



REMOTE PROBE
HOUSED IN A SENSOR
BOX FOR WET
ROOM AREA



CONNECTIONS FOR
SYSTEMS WITH MORE THAN
ONE UFH MANIFOLD
(WHERE APPLICABLE)