

QUANTUM CONTROL - UH8 WIRING CENTRE (V1-UFH) QUANTUM SQ610 THERMOSTAT (BOILER - VOLT FREE DEMAND SIGNAL)

NOTES TO ELECTRICIAN:
NOTE 1 - LIVE LINK CONNECTIONS
 All links shown between 'L' and 'COM' terminals must be fitted as shown and labelled accordingly.

NOTE 2 - OPTIONAL UFH ZONE VALVE
 These connections are for opening a zone valve serving the UFH manifold. As our system does not require a zone valve on the UFH circuit, the 'Gr' and 'Or' terminals must be linked out as shown.

NOTE 3 - MANIFOLD ACTUATORS
 The manifold actuators come pre-fitted with a 2 core cable. These must be connected as shown. A maximum of 4 actuators can be connected to each zone output (i.e. maximum 2 cores per 'L' and 'N' terminal)






NOTE 4 - QUANTUM SQ610 with REMOTE PROBE FOR WET ROOM
 The Quantum SQ610 will be wall mounted outside the 'wet room'. The remote sensor will be wall mounted inside the 'wet room'. The remote probe will be connected to terminals 'S1' & 'S2' in the Quantum SQ610 as shown - this connection is not polarity dependant. The probe is pre-fitted with a 3m length of 2 core cable. If required this can be extended using a small junction box - continuity across the connections must be maintained. The probe will be installed inside a blank sensor case within the 'wet room'.

NOTE 5 - BOILER CONNECTIONS
 The connections used to fire the boiler are shown as volt free. All connections at the boiler must be made in accordance with the manufacturer's instructions.

NOTE 6 - ZONE 8 SWITCH
 The zone 8 slide switch inside the UH8 wiring centre must be set to 'UFH'. This allows the 'ZONE 8 THERMOSTAT' connections to enable the 'UFH VALVE', 'UFH PUMP' and 'BOILER' outputs if a switched live demand is received from the thermostat connected into zone 8.

IF YOU HAVE ANY QUERIES REGARDING THE INSTALLATION OR SET-UP, PLEASE DO NOT HESITATE TO CONTACT OUR OFFICE.

CABLES REQUIRED FOR INSTALLATION:

-  230V 1.5mm² 3 CORE & EARTH (earth core not used)
-  230V 1.5mm² 2 CORE & EARTH (earth core not used)
-  230V 1.5mm² 2 CORE & EARTH (earth core not used)
-  230V 1.5mm² 2 CORE & EARTH (earth & brown cores not used)
-  230V 1.5mm² 2 CORE & EARTH (earth & blue cores not used)

PRE-FITTED CABLES:
 The manifold actuators and zone valves come with pre-fitted cables. If these cables have to be extended, please ensure that continuity is maintained across all colour coded connections.

ALL MAINS VOLTAGE COMPONENTS, CONNECTIONS AND WIRING MUST BE INSTALLED BY A QUALIFIED ELECTRICIAN.

THE INSTALLATION MUST BE COMPLIANT WITH CURRENT REGULATIONS, BS 7671 & IEC 60364.

