



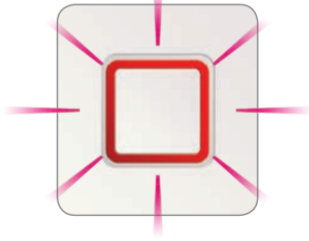
Introduction
Smart Plugs go directly into an open outlet (like an extension of the outlet) giving a user connected control over the device plugged into the equipment. Salus offers standardized Smart Plugs for EU, UK and U.S. This product must be used with the Universal Gateway (UG600/UGE600) and the Salus Smart Home App. Go to www.salus-smarthome.com for the PDF version of the manual.

Product Compliance
This product complies with the essential requirements and other relevant provisions of Directive 2014/30/EU, 2014/35/EU, 2014/53/EU and 2011/65/EU. The full text of the EU Declaration of Conformity is available at the following internet address: www.saluslegal.com.

 **Safety Information**
Use in accordance with the regulations.
Designed to be used exclusively indoor.
Keep your device completely dry.
Disconnect your device before cleaning it with a dry towel.



1
After initialisation the LED will start flashing continuously.



SALUS Controls plc
SALUS House
Dodworth Business Park South,
Whinby Road,
Dodworth, Barnsley S75 3SP, UK.

Sales: T: +44 (0) 1226 323961
E: sales@salus-tech.com

Technical: T: +44 (0) 1226 323961
E: tech@salus-tech.com



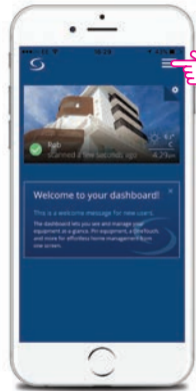
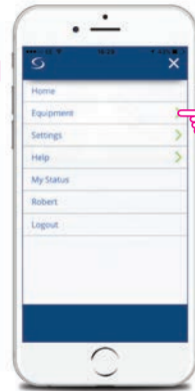
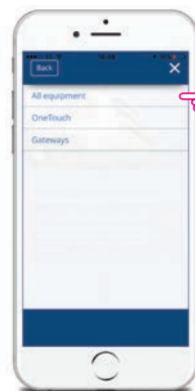
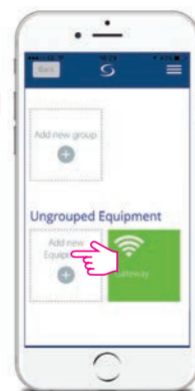
www.salus-controls.com

SALUS Controls is a member of the Computime Group
Maintaining a policy of continuous product development SALUS Controls plc reserve the right to change specification, design and materials of products listed in this brochure without prior notice.

For PDF Installation guide please go to
www.salus-manuals.com

Issue Date: May 2016
V0011



2**3****4****5****6**

- Follow the on screen instructions.
- Once connected, the Smart Plug LED will stop flashing.



Operating the Plug



Via the App

ON

Via the Plug



Via the App

OFF


Via the Plug

Exit gateway


If you want to exit the gateway, follow the steps below.



Press the button for 10 seconds.



Will flash red 5 times.



The LED will go off.