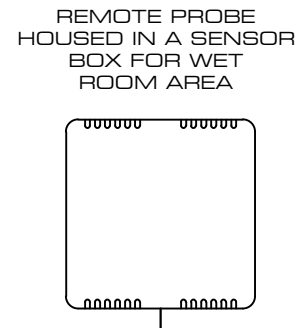
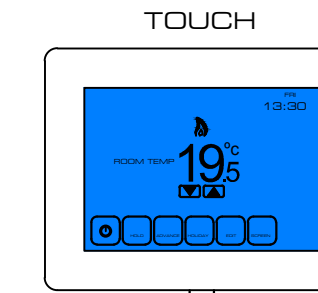
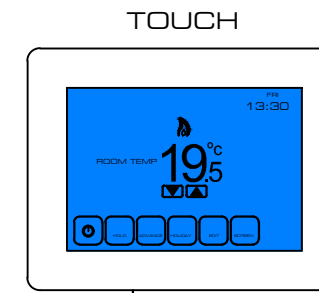
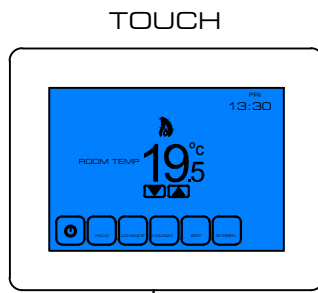
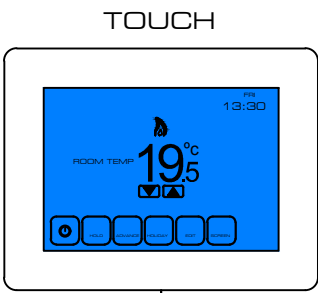
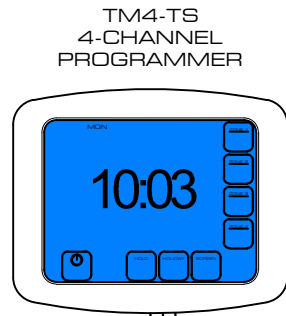


**INTELLIGENT TOUCHSCREEN CONTROL
 PLANT & WIRING LAYOUT - BOILER
 (V4-UFH, DHW & RAD)
 TOUCH V2 & TM4-TS**

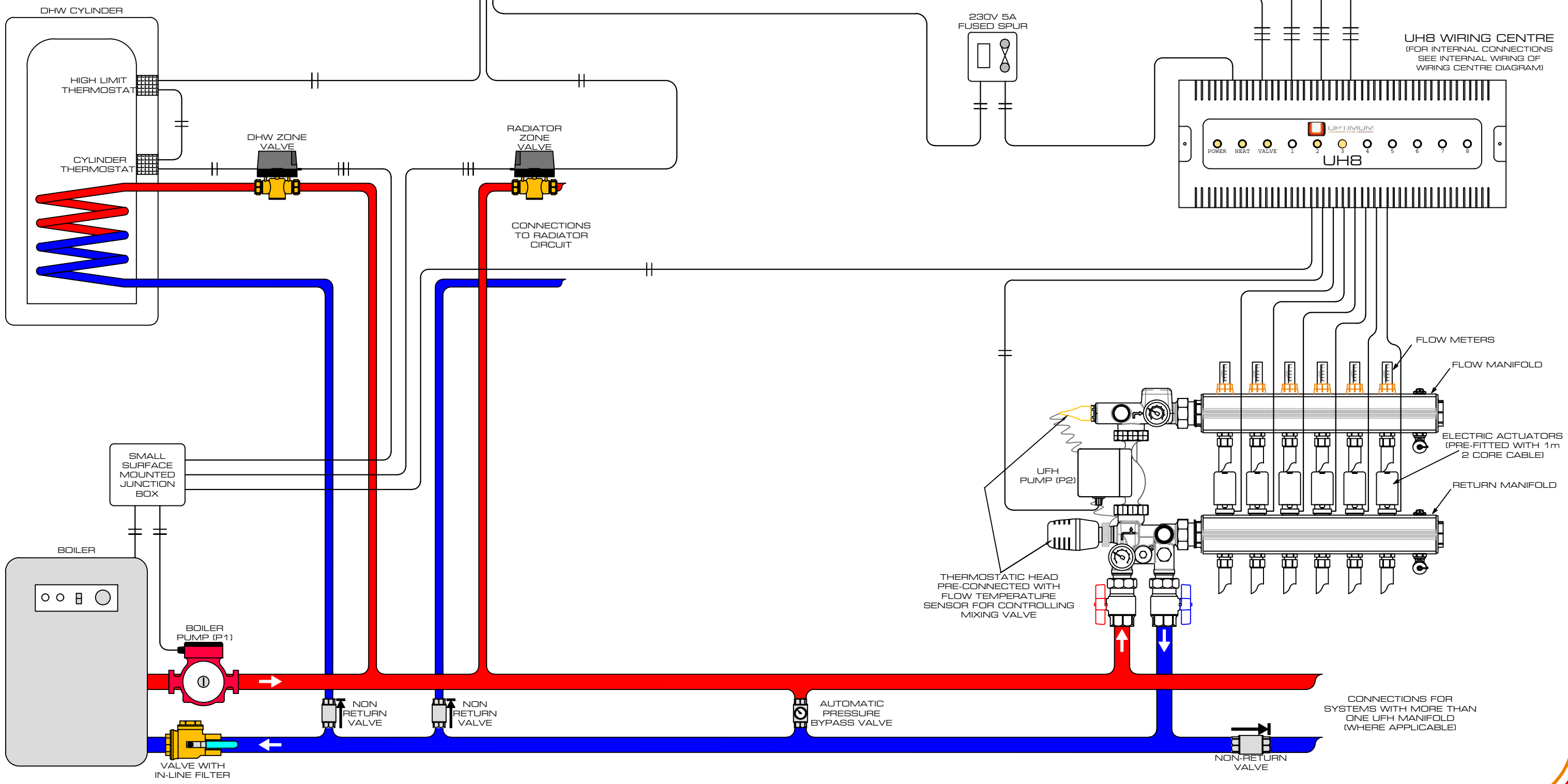
- IMPORTANT NOTES:**
1. ALL CABLES ARE SHOWN WITH THE NECESSARY LIVE, NEUTRAL & SWITCHED LIVE CORES, WITH THE EARTH CORE OMITTED. ALL THESE CABLES ARE TO BE MAINS RATED 1.5mm² CABLES.
 2. ALL PIPE SIZING MUST BE CALCULATED IN ACCORDANCE WITH THE REQUIRED FLOW RATES AND LOADING OF THE SYSTEM.
 3. ALL WORK CARRIED OUT MUST BY QUALIFIED ENGINEERS AND IN ACCORDANCE WITH CURRENT REGULATIONS.
 4. ALL CONNECTIONS AT THE BOILER MUST BE MADE IN ACCORDANCE WITH THE MANUFACTURERS INSTRUCTIONS.

IF YOU HAVE ANY QUERIES REGARDING THE INSTALLATION, PLEASE DO NOT HESITATE TO CONTACT OUR OFFICE.



230V 5A
FUSED SPUR

UH8 WIRING CENTRE
(FOR INTERNAL CONNECTIONS
SEE INTERNAL WIRING OF
WIRING CENTRE DIAGRAM)



CONNECTIONS FOR
SYSTEMS WITH MORE THAN
ONE UFH MANIFOLD
(WHERE APPLICABLE)